


PRE-LAW CHECKLIST

FRESHMAN & SOPHOMORE YEARS

ACADEMICS

- Select a major that you enjoy and that challenges you.** Students are admitted to law school from almost every academic discipline and law schools have no preference, so choose a major that is a good fit for you.
- Focus on academics.** Your GPA is one of the most important factors for admission.
- Consider taking these highly recommended courses:**
POLS 3385 Intro to Law, **POLS 3356** Intro to Const. Law, **POLS 3357** Const. Law II: Civil Liberties, **POLS 3359** Criminal Justice, **POLS 3386** Criminal Law, **ENGL 3340** Advanced Composition, **COMM 1332** Public Speaking, **PHIL 1321** Logic I, **PHIL 3375** Law, Society and Morality, **SPAN 3307** Public Speaking in Spanish
- Take advantage of opportunities to **develop research and writing skills.**




GET INVOLVED

- Schedule a meeting with a student at the **University of Houston Law Center**, shadow an attorney for the day, conduct an **informational interview** with a professional or schedule a classroom visit at a law school.
- Join on campus organizations** that fit your interests and consider pre-law student organizations.
- Attend pre-law events. Follow **@CoogCareers** and **@UHlaw** on social media for information and updates.
- Schedule an appointment in **Cougar Pathway** through AccessUH to meet with the **Pre-Law Career Counselor** to begin exploring law and how to keep yourself competitive for law school.
- Apply to participate in the **UHLC Pre-Law Pipeline Program.**



LEARN

- Educate yourself regarding the cost of law school** and sources of financial aid through the **LSAC website.**
- Familiarize yourself with the **Law School Admissions Test (LSAT)** and visit **Khan Academy** for free LSAT prep resources including a practice test. See the **LSAC website** for additional resources on how to prepare.

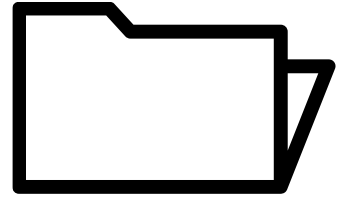


PRE-LAW CHECKLIST

JUNIOR YEAR


PREPARE TO APPLY

- Create an account on **LSAC.org**. You must have an account in order to register for the LSAT and apply to law school.
- Begin researching **GPA and LSAT score medians**, scholarship possibilities, and application requirements. The “**Official Guide to ABA-Approved Law Schools**” is a good place to start researching schools.
- Create an Excel spreadsheet of all important deadlines and tasks needed for each school you plan to apply.
- Begin to think about individuals you could ask for a **letter of recommendation**; you will need up to three letters.



LSAT

- Register for the LSAT.** We recommend taking the LSAT during the summer after your junior year, early fall of your senior year or most importantly, when it works best for your schedule. Scores are valid for five years.
- Consider taking a LSAT prep course and/or utilizing **free test prep through Khan Academy.**



GET INVOLVED

- Continue your involvement with **on-campus activities** and consider taking a leadership role.
- Consider attending an LSAC Law School Forum.** You will be able to talk with law school representatives from all over the country and attend seminars on the application process and more.
- Schedule an appointment in **Cougar Pathway** through AccessUH to meet with the **Pre-Law Career Counselor** to begin talking about target law schools, create an application strategy and have your resume and personal statement reviewed.

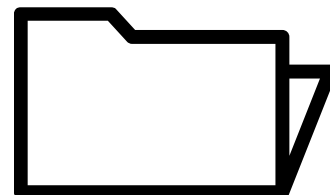


PRE-LAW CHECKLIST

SENIOR YEAR

APPLY

- Complete your list of schools.** Double-check application requirements and deadlines and keep in mind early decision deadlines of various schools to which you are applying.
- Apply to law schools.** Law schools use a rolling admissions system to process applications. They consider and decide on applications as they are received.
- Request copies of your transcripts** and ask that your schools send them directly to LSAC.org. Transcripts from every institution must be submitted.
- Follow up with recommenders** to ensure they submitted letters to LSAC.
- Finalize your personal statement.** Consider having a Career Counselor and staff at the **UH Writing Center** review and provide feedback. Your personal statement is a very important part of your application.




SUPPLEMENTAL QUESTIONS

- Consider writing an addendum.** An addendum can be used to offer additional information about your application such as “grade trends” in your transcript, diversity or other extenuating circumstances that you have encountered. This portion of your application is usually optional; see a Pre-Law Advisor for more information.
- Consider the “Character & Fitness” inquiries on applications.** As part of the application process for most law schools, applicants are required to disclose any academic or criminal disciplinary matters they have been the subject of. With regards to criminal matters, applicants must disclose all matters above a class C misdemeanor.



TUITION & FEES

- Apply for the **LSAC Fee Waiver.** The LSAC fee waiver program is available for candidates who cannot afford to pay for the LSAC and Credential Assembly Service.
- Complete the **Free Application for Federal Student Aid (FAFSA)** and turn it in as soon as possible. This form is necessary to receive federal loans.
- Apply for **individual scholarship programs** through the schools to which you’ve been accepted.
- Pay attention to deposit deadlines.** If you find that you are waiting for a response from one school and a non-refundable deposit deadline is approaching from another school, contact the law school with the deadline. Some law schools will extend the deposit deadline for you.



POST GRADUATION



- After graduation, **send a final, official transcript** to the law school you'll attend in the fall.

www.uh.edu/ucs · ucs@uh.edu · Student Service Center 1, room 106 · @CoogCareers

UNIVERSITY of HOUSTON | CAREER SERVICES