

IPEDS 2021-22 Data Collection System

IPEDS HELP DESK (877) 225-2568 | ipedshelp@rti.org

OMB NO. 1850-0582 v.29 : Approval Expires 8/31/2022

User ID: P2255024

Finance 2021-22

Institution: University of Houston-Victoria (225502)

User ID: P2255024

Overview

Overview

The purpose of the IPEDS Finance component is to collect basic financial information from items associated with the institution's General Purpose Financial Statements.

Data Reporting Reminder:

- Report data to accurately reflect the time period corresponding with the IPEDS survey component, even if such reporting is seemingly inconsistent with prior-year reporting. For example, if a summer term began later than usual due to Coronavirus Pandemic postponements, continue to report using the timeframes as defined in the IPEDS instructions. NCES expects that some data reported during the 2021-22 data collection year will vary from established prior trends due to the impacts of Coronavirus Pandemic. If an error edit is triggered even when submitting accurate data, please indicate in the corresponding context box or verbally to the Help Desk that the seemingly inconsistent data are accurate and reflect the effects of Coronavirus Pandemic.

Changes to reporting for 2021-22:

- There are no changes to the 2021-22 collection.

Resources:

- To download the survey materials for this component: [Survey Materials](#)
- To access your prior year data submission for this component: [Reported Data](#)

If you have questions about completing this survey, please contact the **IPEDS Help Desk at (877) 225-2568**.

Institution: University of Houston-Victoria (225502)

User ID: P2255024

Finance - Public Institutions' Reporting Standard

Reporting Standard

Please indicate which reporting standards are used to prepare your financial statements:

- GASB (Governmental Accounting Standards Board), using standards of GASB 34 & 35
- FASB (Financial Accounting Standards Board)

Please consult your business officer for the correct response before saving this screen. Your response to this question will determine the forms you will receive for reporting finance data.

Institution: University of Houston-Victoria (225502)

User ID: P2255024

Finance - Public Institutions Using GASB Standards

General Information: GASB-Reporting Institutions (aligned form)

Reporting Reminder:

- To the extent possible, the finance data requested in this report should be provided from your institution's audited General Purpose Financial Statements (GPFS).
- Please refer to the instructions specific to each screen of the survey for details and references.

1. Fiscal Year Calendar

This report covers financial activities for the 12-month fiscal year: (The fiscal year reported should be the most recent fiscal year ending before October 1, 2021.)

Beginning: month/year (MMYYYY)	Month: <input type="text" value="9"/>	Year: <input type="text" value="2020"/>
And ending: month/year (MMYYYY)	Month: <input type="text" value="8"/>	Year: <input type="text" value="2021"/>

2. Audit Opinion

Did your institution receive an unqualified opinion on its General Purpose Financial Statements from your auditor for the fiscal year noted above? (If your institution is audited only in combination with another entity, answer this question based on the audit of that entity.)

- Unqualified
- i** Qualified (Explain in box below)
- Don't know OR in progress (Explain in box below)

3. Reporting Model

GASB Statement No. 34 offers three alternative reporting models for special-purpose governments like colleges and universities. Which model is used by your institution?

- Business-type activities
- Governmental Activities
- Governmental Activities with Business-Type Activities

4. Intercollegiate Athletics

a) If your institution participates in intercollegiate athletics, are the expenses accounted for as auxiliary enterprises or treated as student services?

- Auxiliary enterprises
- Student services
- Does not participate in intercollegiate athletics
- Other (specify in box below)

b) If your institution participates in intercollegiate athletics, indicate the category where these revenues are included (check all that apply):

- Sales and services of educational activities
- Sales and services of auxiliary enterprises

- Does not have intercollegiate athletics revenue
- Other (specify in box below)

5. Endowment Assets

Does this institution or any of its foundations or other affiliated organizations own endowment assets ?

- No
- Yes - (report endowment assets)

6. Pension


Does your institution include defined benefit pension liabilities, expenses, and/or deferrals in its General Purpose Financial Statements?

- No
-  Yes

7. Postemployment Benefits Other than Pension (OPEB)

Does your institution include postemployment benefits other than pension (OPEB) liabilities, expenses, and/or deferrals in its General Purpose Financial Statements?

- No
- Yes

 You may use the box below to provide additional context for the data you have reported above. Context notes will be posted on the College Navigator website. Therefore, you should write all context notes using proper grammar (e.g., complete sentences with punctuation) and common language that can be easily understood by students and parents (e.g., spell out acronyms).

Institution: University of Houston-Victoria (225502)

User ID: P2255024


Part A - Statement of Net Position Page 1

Fiscal Year: September 1, 2020 - August 31, 2021

If your institution is a parent institution then the amounts reported in Parts A and D should include ALL of your child institutions

Line no.		Current year amount	Prior year amount
Assets			
01	Total <u>current assets</u>	31,357,660	29,884,461
31	Depreciable <u>capital assets</u> , net of depreciation	116,282,934	87,402,178
04	Other noncurrent assets CV=[A05-A31]	50,752,049	83,387,620
05	Total <u>noncurrent assets</u>	167,034,983	170,789,798
06	Total assets CV=(A01+A05)	198,392,643	200,674,259
19	Deferred outflows of resources	11,301	14,665
Liabilities			
07	<u>Long-term debt, current portion</u>	5,387,756	4,830,798
08	Other current liabilities CV=(A09-A07)	28,967,934	32,472,678
09	Total <u>current liabilities</u>	34,355,690	37,303,476
10	<u>Long-term debt</u>	111,460,754	117,041,966
11	Other noncurrent liabilities CV=(A12-A10)	672,046	645,833
12	Total <u>noncurrent liabilities</u>	112,132,800	117,687,799
13	Total liabilities CV=(A09+A12)	146,488,490	154,991,275
20	Deferred inflows of resources	0	0

Net Position				
14	<u>Invested in capital assets, net of related debt</u>		23,898,812	23,389,494
15	<u>Restricted-expendable</u>		12,397,934	11,697,170
16	<u>Restricted-nonexpendable</u>		11,468,904	8,983,707
17	<u>Unrestricted</u> CV=[A18-(A14+A15+A16)]		4,149,804	1,627,278
18	<u>Net position</u> CV=[(A06+A19)-(A13+A20)]		51,915,454	45,697,649


 You may use the box below to provide additional context for the data you have reported above. Context notes will be posted on the College Navigator website. Therefore, you should write all context notes using proper grammar (e.g., complete sentences with punctuation) and common language that can be easily understood by students and parents (e.g., spell out acronyms).

Institution: University of Houston-Victoria (225502)

User ID: P2255024

Part A - Statement of Net Position Page 2

Fiscal Year: September 1, 2020 - August 31, 2021			
Line No.	Description	Ending balance	Prior year Ending balance
Capital Assets			
21	Land and land improvements	10,344,879	10,344,879
22	Infrastructure	0	0
23	Buildings	149,857,955	114,356,709
32	Equipment, including art and library collections	10,170,223	10,086,985
27	Construction in progress	4,580,358	32,188,532
	Total for Plant, Property and Equipment CV = (A21+ .. A27)	174,953,415	166,977,105
28	Accumulated depreciation	43,499,463	36,795,671
33	Intangible assets, net of accumulated amortization	0	0
34	Other capital assets	0	0

 You may use the box below to provide additional context for the data you have reported above. Context notes will be posted on the College Navigator website. Therefore, you should write all context notes using proper grammar (e.g., complete sentences with punctuation) and common language that can be easily understood by students and parents (e.g., spell out acronyms).

Institution: University of Houston-Victoria (225502)


User ID: P2255024

Part D - Summary of Changes In Net Position

Fiscal Year: September 1, 2020 - August 31, 2021

If your institution is a parent institution then the amounts reported in Parts A and D should include ALL of your child institutions

Line No.	Description	Current year amount	Prior year amount
01	Total revenues and other additions for this institution AND all of its child institutions	83,216,341	72,391,750
02	Total expenses and deductions for this institution AND all of its child institutions	76,998,536	71,052,386
03	Change in net position during year CV=(D01-D02)	6,217,805	1,339,364
04	<u>Net position</u> beginning of year for this institution AND all of its child institutions	45,697,649	44,387,549
05	<u>Adjustments to beginning net position</u> and other gains or losses CV=[D06-(D03+D04)]	0	-29,264
06	Net position end of year for this institution AND all of its child institutions (from A18)	51,915,454	45,697,649


 You may use the box below to provide additional context for the data you have reported above. Context notes will be posted on the College Navigator website. Therefore, you should write all context notes using proper grammar (e.g., complete sentences with punctuation) and common language that can be easily understood by students and parents (e.g., spell out acronyms).

Institution: University of Houston-Victoria (225502)

User ID: P2255024

Part E-1 - Scholarships and Fellowships

Fiscal Year: September 1, 2020 - August 31, 2021			
Do not report Federal Direct Student Loans (FDSL) anywhere in this section.			
Line No.	Scholarships and Fellowships	Current year amount	Prior year amount
01	Pell grants (federal)	7,645,709	8,092,022
02	Other federal grants (Do NOT include FDSL amounts)	3,025,323	2,236,040
03	Grants by state government	2,045,104	2,436,226
04	Grants by local government	0	0
05	Institutional grants from restricted resources	531,738	703,944
06	Institutional grants from unrestricted resources CV=[E07-(E01+...+E05)]	6,420,991	5,425,167
07	Total revenue that funds scholarships and fellowships	19,668,865	18,893,399
Discounts and Allowances			
08	Discounts and allowances applied to tuition and fees	9,762,925	9,472,556
09	Discounts and allowances applied to sales and services of auxiliary enterprises	752,104	1,005,570
10	Total discounts and allowances CV=(E08+E09)	10,515,029	10,478,126
11	Net scholarships and fellowships expenses after deducting discounts and allowances CV= (E07-E10) This amount will be carried forward to C10 of the expense section.	9,153,836	8,415,273

 You may use the box below to provide additional context for the data you have reported above. Context notes will be posted on the College Navigator website. Therefore, you should write all context notes using proper grammar (e.g., complete sentences with punctuation) and common language that can be easily understood by students and parents (e.g., spell out acronyms).

Institution: University of Houston-Victoria (225502)

User ID: P2255024

Part E-2 - Sources of Discounts and Allowances

Fiscal Year: September 1, 2020 - August 31, 2021							
Line No.	Source of Discounts and Allowances	Amount of Source Applied to:					
		Tuition and fees discounts allowances		Auxiliary enterprises discounts allowances		Total discounts allowances	
		Current year amount	Prior year amount	Current year amount	Prior year amount	Current year amount	Prior year amount
12	Pell grants (federal)	3,523,016	3,687,703	271,402	391,472	3,794,418	4,079,175
13	Other federal grants (Do NOT include FDSL amounts)	1,091,145	775,758	84,058	82,352	1,175,203	858,110
14	Grants by state government	937,323	1,104,226	72,208	117,220	1,009,531	1,221,446
15	Grants by local government	0	0	0	0	0	0
16	Endowments and gifts	163,338	153,108	12,583	16,253	175,921	169,361
17	Other institutional sources CV=[E18-(E12+E13+ ... +E16)]	4,048,103	3,751,761	311,853	398,273	4,359,956	4,150,034
18	Total (from Part E1 line 8, 9 and 10)	9,762,925	9,472,556	752,104	1,005,570	10,515,029	10,478,126

Institution: University of Houston-Victoria (225502)

User ID: P2255024

Part B - Revenues by Source (1)

Fiscal Year: September 1, 2020 - August 31, 2021			
Line No.	Source of Funds	Current year amount	Prior year amount
Operating Revenues			
01	<u>Tuition and fees</u> , after deducting <u>discounts & allowances</u>	26,804,337	25,185,148
Grants and contracts - operating			
02	Federal operating grants and contracts	7,224,190	2,133,855
03	State operating grants and contracts	2,221,450	2,587,925
04	Local government/private operating grants and contracts	449,071	201,035
04a	Local government operating grants and contracts	0	0
04b	Private operating grants and contracts	449,071	201,035
05	Sales and services of <u>auxiliary enterprises</u> , after deducting <u>discounts and allowances</u>	2,065,046	2,673,559
06	Sales and services of hospitals, after deducting <u>patient contractual allowances</u>	0	0
26	<u>Sales and services of educational activities</u>	0	0
07	<u>Independent operations</u>	0	0
08	Other sources - operating CV=[B09-(B01++B07)]	322,197	444,576
09	Total operating revenues	39,086,291	33,226,098

Institution: University of Houston-Victoria (225502)

User ID: P2255024

Part B - Revenues by Source (2)


Fiscal Year: September 1, 2020 - August 31, 2021			
Line No.	Source of funds	Current year amount	Prior year amount
<u>Nonoperating Revenues</u>			
10	Federal appropriations	0	0
11	State appropriations	17,612,757	18,490,135
12	Local appropriations, education district taxes, and similar support	0	0
<u>Grants-nonoperating</u>			
13	Federal nonoperating grants Do NOT include Federal Direct Student Loans	8,426,541	9,321,555
14	State nonoperating grants	0	0
15	Local government nonoperating grants	0	0
16	Gifts, including contributions from affiliated organizations	1,409,095	283,804
17	Investment income	4,131,673	1,424,514
18	Other nonoperating revenues CV=[B19-(B10+...+B17)]	4,137,494	40,580
19	Total nonoperating revenues	35,717,560	29,560,588
27	Total operating and nonoperating revenues CV=[B19+B09]	74,803,851	62,786,686
28	12-month Student FTE from E12	3,490	3,329
29	Total operating and nonoperating revenues per student FTE CV=[B27/B28]	21,434	18,861

Institution: University of Houston-Victoria (225502)

User ID: P2255024

Part B - Revenues by Source (3)

Fiscal Year: September 1, 2020 - August 31, 2021			
Line No.	Source of funds	Current year amount	Prior year amount
Other Revenues and Additions			
20	<u>Capital appropriations</u>	3,542,817	4,275,861
21	<u>Capital grants and gifts</u>	0	1,000,000
22	<u>Additions to permanent endowments</u>	25,000	120,597
23	Other revenues and additions CV=[B24-(B20+...+B22)]	4,844,673	4,208,606
24	Total other revenues and additions CV=[B25-(B9+B19)]	8,412,490	9,605,064
25	Total all revenues and other additions	83,216,341	72,391,750

 You may use the box below to provide additional context for the data you have reported above. Context notes will be posted on the College Navigator website. Therefore, you should write all context notes using proper grammar (e.g., complete sentences with punctuation) and common language that can be easily understood by students and parents (e.g., spell out acronyms).

Institution: University of Houston-Victoria (225502)

User ID: P2255024

Part C-1 - Expenses by Functional Classification


Fiscal Year: September 1, 2020 - August 31, 2021					
Report Total Operating AND Nonoperating Expenses in this section					
Line No.	Expense: Functional Classifications	Total amount	Prior Year Total Amount	Salaries and wages	Prior Year Salaries and wages
		(1)		(2)	
01	Instruction	28,046,508	27,630,623	15,257,088	15,549,704
02	Research	487,942	451,356	222,918	200,590
03	Public service	1,112,682	922,716	494,023	415,699
05	Academic support	16,345,901	11,661,004	4,523,659	4,540,940
06	Student services	9,039,237	9,188,368	3,773,112	3,963,914
07	Institutional support	7,563,314	7,263,650	3,364,260	3,435,162
10	Scholarships and fellowships expenses, net of discounts and allowances (from Part E-1, line 11)	9,153,836	8,415,273		
11	Auxiliary enterprises	2,438,850	2,312,933	490,306	493,924
12	Hospital services	0	0	0	0
13	Independent operations	0	0	0	0
14	Other Functional Expenses and deductions CV=[C19-(C01+...+C13)]	2,810,266	3,206,463	0	0
19	Total expenses and deductions	76,998,536	71,052,386	28,125,366	28,599,933

Institution: University of Houston-Victoria (225502)

User ID: P2255024

Part C-2 - Expenses by Natural Classification

Fiscal Year: September 1, 2020 - August 31, 2021			
Line No.	Expense: Natural Classifications	Total Amount	Prior year amount
19-2	Salaries and Wages(from Part C-1,Column 2 line 19)	28,125,366	28,599,933
19-3	Benefits	8,326,316	8,499,269
19-4	Operation and Maintenance of Plant (as a natural expense)	3,254,513	2,990,345
19-5	Depreciation	7,013,519	5,035,631
19-6	Interest	3,670,998	4,152,114
19-7	Other Natural Expenses and Deductions CV=[C19-1 - (C19-2 + ... + C19-6)]	26,607,824	21,775,094
19-1	Total Expenses and Deductions (from Part C-1, Line 19)	76,998,536	71,052,386
20-1	12-month Student FTE (from E12 survey)	3,490	3,329
21-1	Total expenses and deductions per student FTE CV=[C19-1/C20-1]	22,063	21,343

 You may use the box below to provide additional context for the data you have reported above. Context notes will be posted on the College Navigator website. Therefore, you should write all context notes using proper grammar (e.g., complete sentences with punctuation) and common language that can be easily understood by students and parents (e.g., spell out acronyms).

Institution: University of Houston-Victoria (225502)


User ID: P2255024

Part H - Details of Endowment Net Assets

Fiscal Year: September 1, 2020 - August 31, 2021

Include not only endowment net assets held by the institution, but any assets held by private foundations affiliated with the institution.

Line No.	Value of Endowment Net Assets	Market Value	Prior Year Amounts
01	Value of endowment net assets at the beginning of the fiscal year	18,001,469	16,930,513
02	Value of endowment net assets at the end of the fiscal year	23,070,394	18,001,469
03	Change in value of endowment net assets CV=[H02-H01]	5,068,925	1,070,956
03a	New gifts and additions	26,150	124,856
03b	Endowment net investment return	4,245,385	1,316,664
03c	Spending distribution for current use	489,421	-477,694
03d	Other CV=[H03-(H03a+H03b+H03c)]	307,969	107,130


 You may use the box below to provide additional context for the data you have reported above. Context notes will be posted on the College Navigator website. Therefore, you should write all context notes using proper grammar (e.g., complete sentences with punctuation) and common language that can be easily understood by students and parents (e.g., spell out acronyms).

Institution: University of Houston-Victoria (225502)

User ID: P2255024

Part N - Financial Health

Fiscal Year: September 1, 2020 - August 31, 2021			
Line No.	Description <i>(If your institution is a parent institution then the amounts reported should include ALL of your child institutions. Include amounts for the institution's GASB and FASB component units.)</i>	Current year amount	Prior year amount
01	Operating income (Loss) + net nonoperating revenues (expenses)	<input type="text" value="-2,194,685"/>	-8,265,700
02	Operating revenues + nonoperating revenues	<input type="text" value="74,803,851"/>	62,786,686
03	Change in net position	<input checked="" type="checkbox"/> <input type="text" value="6,217,805"/>	1,339,364
04	Net position	<input type="text" value="45,697,649"/>	44,387,549
05	Expendable net assets	<input type="text" value="16,547,737"/>	13,324,448
06	Plant-related debt	<input type="text" value="116,848,510"/>	121,872,764
07	Total expenses	<input type="text" value="76,998,536"/>	71,052,386


 You may use the box below to provide additional context for the data you have reported above. Context notes will be posted on the College Navigator website. Therefore, you should write all context notes using proper grammar (e.g., complete sentences with punctuation) and common language that can be easily understood by students and parents (e.g., spell out acronyms).

Institution: University of Houston-Victoria (225502)

User ID: P2255024

Part J - Revenue Data for the Census Bureau

Fiscal Year: September 1, 2020 - August 31, 2021						
Source and type		Amount				
		Total for all funds and operations (includes endowment funds, but excludes component units)	Education and general/independent operations	Auxiliary enterprises	Hospitals	Agriculture extension/experiment services
		(1)	(2)	(3)	(4)	(5)
01	Tuition and fees	36,567,262	36,567,262			
02	Sales and services	3,139,347	322,197	2,817,150	0	
03	Federal grants/contracts (excludes Pell Grants)	8,005,022	8,005,022			
Revenue from the state government:						
04	State appropriations, current & capital	21,155,574	21,155,574			
05	State grants and contracts	2,221,450	2,221,450			
Revenue from local governments:						
06	Local appropriation, current & capital	0	0			
07	Local government grants/contracts	0	0			
08	Receipts from property and non-property taxes	0				
09	Gifts and private grants, NOT including capital grants	1,883,166				
10	Interest earnings	25,706				
11	Dividend earnings	0				
12	Realized capital gains	1,719,368				

 You may use the box below to provide additional context for the data you have reported above. Context notes will be posted on the College Navigator website. Therefore, you should write all context notes using proper grammar (e.g., complete sentences with punctuation) and common language that can be easily understood by students and parents (e.g., spell out acronyms).




Institution: University of Houston-Victoria (225502)

User ID: P2255024

Part K - Expenditure Data for the Census Bureau

Fiscal Year: September 1, 2020 - August 31, 2021						
Category		Total for all funds and operations (includes endowment funds, but excludes component units)	Education and general/independent operations	Auxiliary enterprises	Hospitals	Agriculture extension/experiment services
		(1)	(2)	(3)	(4)	(5)
02	Employee benefits, total	8,573,793	<input type="text" value="8,405,348"/>	<input type="text" value="168,445"/>	<input type="text"/>	<input type="text"/>
03	Payment to state retirement funds (may be included in line 02 above)	1,433,022	<input type="text" value="1,402,668"/>	<input type="text" value="30,354"/>	<input type="text"/>	<input type="text"/>
04	Current expenditures including salaries	52,916,895	<input type="text" value="50,751,326"/>	<input type="text" value="2,165,569"/>	<input type="text"/>	<input type="text"/>
Capital outlays						
05	Construction	7,893,071	<input type="text" value="6,579,705"/>	<input type="text" value="1,313,366"/>	<input type="text"/>	<input type="text"/>
06	Equipment purchases	406,273	<input type="text" value="404,224"/>	<input type="text" value="2,049"/>	<input type="text"/>	<input type="text"/>
07	Land purchases	0	<input type="text" value="0"/>	<input type="text" value="0"/>	<input type="text"/>	<input type="text"/>
08	Interest on debt outstanding, all funds and activities	<input type="text" value="3,670,998"/>				


 You may use the box below to provide additional context for the data you have reported above. Context notes will be posted on the College Navigator website. Therefore, you should write all context notes using proper grammar (e.g., complete sentences with punctuation) and common language that can be easily understood by students and parents (e.g., spell out acronyms).

Institution: University of Houston-Victoria (225502)

User ID: P2255024

Part L - Debt and Assets for Census Bureau, page 1

Fiscal Year: September 1, 2020 - August 31, 2021		
Debt		
	Category	Amount
01	Long-term debt outstanding at beginning of fiscal year	121,872,765
02	Long-term debt issued during fiscal year	1,490,570
03	Long-term debt retired during fiscal year	6,514,825
04	Long-term debt outstanding at end of fiscal year	116,848,510
05	Short-term debt outstanding at beginning of fiscal year	0
06	Short-term debt outstanding at end of fiscal year	0


 You may use the box below to provide additional context for the data you have reported above. Context notes will be posted on the College Navigator website. Therefore, you should write all context notes using proper grammar (e.g., complete sentences with punctuation) and common language that can be easily understood by students and parents (e.g., spell out acronyms).

Institution: University of Houston-Victoria (225502)

User ID: P2255024

Part L - Debt and Assets for Census Bureau, page 2

Fiscal Year: September 1, 2020 - August 31, 2021		
Assets		
	Category	Amount
07	Total cash and security assets held at end of fiscal year in sinking or debt service funds	<input type="text" value="0"/>
08	Total cash and security assets held at end of fiscal year in bond funds	<input type="text" value="11,656,299"/>
09	Total cash and security assets held at end of fiscal year in all other funds	<input type="text" value="8,456,439"/>

 You may use the box below to provide additional context for the data you have reported above. Context notes will be posted on the College Navigator website. Therefore, you should write all context notes using proper grammar (e.g., complete sentences with punctuation) and common language that can be easily understood by students and parents (e.g., spell out acronyms).

Institution: University of Houston-Victoria (225502)

User ID: P2255024

Prepared by

Prepared by

Reporting Reminders:

- The name of the preparer is being collected so that we can follow up with the appropriate person in the event that there are questions concerning the data.
- The Keyholder will be copied on all email correspondence to other preparers.
- The time it took to prepare this component is being collected so that we can continue to improve our estimate of the reporting burden associated with IPEDS.
- Please include in your estimate the time it took for you to review instructions, query and search data sources, complete and review the component, and submit the data through the Data Collection System.
- Thank you for your assistance.

This survey component was prepared by:

<input type="radio"/>	Keyholder	<input type="radio"/>	SFA Contact	<input type="radio"/>	HR Contact
<input checked="" type="radio"/>	Finance Contact	<input type="radio"/>	Academic Library Contact	<input type="radio"/>	Other

Name:

Email:

How many staff from your institution only were involved in the data collection and reporting process of this survey component?

Number of Staff (including yourself)

How many hours did you and others from your institution only spend on each of the steps below when responding to this survey component?
Exclude the hours spent collecting data for state and other reporting purposes.

Staff member	Collecting Data Needed	Revising Data to Match IPEDS Requirements	Entering Data	Revising and Locking Data
Your office	<input type="text"/> hours	<input type="text"/> hours	<input type="text"/> hours	<input type="text"/> hours
Other offices	<input type="text"/> hours	<input type="text"/> hours	<input type="text"/> hours	<input type="text"/> hours

Institution: University of Houston-Victoria (225502)

User ID: P2255024

Summary

Finance Survey Summary

IPEDS collects important information regarding your institution. All data reported in IPEDS survey components become available in the IPEDS Data Center and appear as aggregated data in various Department of Education reports. Additionally, some of the reported data appears specifically for your institution through the College Navigator website and is included in your institution's Data Feedback Report (DFR). The purpose of this summary is to provide you an opportunity to view some of the data that, when accepted through the IPEDS quality control process, will appear on the College Navigator website and/or your DFR. College Navigator is updated approximately three months after the data collection period closes and Data Feedback Reports will be available through the [Data Center](#) and sent to your institution's CEO in November 2021.

Please review your data for accuracy. If you have questions about the data displayed below after reviewing the data reported on the survey screens, please contact the IPEDS Help Desk at: 1-877-225-2568 or ipedshelp@rti.org.

Core Revenues			
Revenue Source	Reported values	Percent of total core revenues	Core revenues per FTE enrollment
Tuition and fees	\$26,804,337	33%	\$7,680
State appropriations	\$17,612,757	22%	\$5,047
Local appropriations	\$0	0%	\$0
Government grants and contracts	\$17,872,181	22%	\$5,121
Private gifts, grants, and contracts	\$1,858,166	2%	\$532
Investment income	\$4,131,673	5%	\$1,184
Other core revenues	\$12,872,181	16%	\$3,688
Total core revenues	\$81,151,295	100%	\$23,253
Total revenues	\$83,216,341	N/A	\$23,844

Other core revenues include federal appropriations; sales and services of educational activities; other operating and nonoperating sources; and other revenues and additions (e.g., capital appropriations, capital grants and gifts, etc.). Core revenues exclude revenues from auxiliary enterprises (e.g., bookstores, dormitories), hospitals, and independent operations. For institutions reporting in Full parent/child relationships, core revenues per FTE enrollment amounts will not be allocated to child institutions.

Core Expenses			
Expense function	Reported values	Percent of total core expenses	Core expenses per FTE enrollment
Instruction	\$28,046,508	38%	\$8,036
Research	\$487,942	1%	\$140
Public service	\$1,112,682	1%	\$319
Academic support	\$16,345,901	22%	\$4,684
Institutional support	\$7,563,314	10%	\$2,167
Student services	\$9,039,237	12%	\$2,590
Other core expenses	\$11,964,102	16%	\$3,428
Total core expenses	\$74,559,686	100%	\$21,364

Total expenses	\$76,998,536	N/A	\$22,063
----------------	--------------	-----	----------

Other core expenses include scholarships and fellowships, net of discounts and allowances, and other expenses. Core expenses exclude expenses from auxiliary enterprises (e.g., bookstores, dormitories), hospitals, and independent operations. For institutions reporting in Full parent/child relationships, core expenses per FTE enrollment amounts will not be allocated to child institutions.

Calculated value	
	Calculated value
FTE enrollment	3,490

The full-time equivalent (FTE) enrollment used in this report is the sum of the institution's FTE undergraduate enrollment and FTE graduate enrollment (as calculated from or reported on the 12-month Enrollment component). FTE is estimated using 12- month instructional activity (credit and/or clock hours). All doctor's degree students are reported as graduate students.

Institution: University of Houston-Victoria (225502)

User ID: P2255024

Edit Report

Finance

Source	Description	Severity	Resolved	Options
Screen: Financial Health				
Screen Entry	The amount reported is outside the expected range of between 669,682 and 2,009,046 when compared with the prior year value. Please correct your data or explain. (Error #5301)	Explanation	Yes	
Reason	Change in net position increase is due to increased federal emergency aid revenues for COVID-19.			