

Welcome to the RSO Advisor Network (RAN) Newsletter!

Each month you will receive information about Registered Student Organization requirements, tips and tricks from the Center for Student Involvement, resources for your student organizations to use, as well as information to aid you in being a great advisor.

## IN THIS EDITION....FEBRUARY 2019

- ⇒ **Advisor Bootcamp Recap**
- ⇒ **Registration Save the Date**
- ⇒ **RSO Resources**
  - ◊ **Frontier Fiesta**
- ⇒ **RAN Roundtable**
- ⇒ **Get Involved Access**
  - ◊ **Documents**
- ⇒ **Advisor's Corner: Increasing Organizational Productivity**

## ADVISOR BOOTCAMP

This Spring we hosted our first ever, Advisor Bootcamp for Registered Student Organization advisors who were looking for a refresher or were new to advising. If you weren't able to make it we wanted to share a recap of the day and a few resources!

### Advising 101

In this session, we discussed advisors roles, [expectations](#), and university support. One major take away was how you can approach advising based on where your student group may be in terms of maturity.

Group Development Styles	Advisory Styles
<b>Infancy</b> Low levels of commitment programming skills, and responsibility for their actions	<b>Program Director</b> High concern for product, low concern for process
<b>Adolescence</b> Increasing programming skills, commitment, and responsibility	<b>Teacher/Director</b> High concern for product, high concern for process
<b>Young Adulthood</b> Competency in programming skills and an increase in commitment, a willingness to take responsibility for their own actions	<b>Advisor/Teacher</b> Low concern for product (students have taken this), High concern for process
<b>Maturity</b> High degree of competence. Strong commitment to the group and a willingness to take responsibility for actions	<b>Consultant</b> Low concern for product and process (students have taken both)

From the University of Alaska Anchorage Advisor Handbook

### Risky Business: Risk Management & Event Planning for Advisors

In this session, we discussed [risk management](#), important University documents for events ([Freedom of Expression](#), [University Sponsorship](#), [Indoor Social Event Policy](#), and [Alcohol Policy](#)), and funding opportunities for student organizations ([Activities Funding Board](#) & [Council for Cultural Activities](#)). We also provided an [event planning & marketing](#) checklist for use when helping students work through the event timeline.

### Can't We All Just Get Along?: Organizational Conflict & Conflict Resolution for Advisors

In this session, we discussed types of conflict and conflict management styles and the advisor's role in conflict management and resolution. We reviewed a [grid](#) for conflict management styles as well as the role advisors often play of serving as an impartial third party to help students work through conflict.

We went through a simple six step process to help students reach a resolution:

1. **Set a Meeting**
2. **Understand and Clarify Issues**
3. **Explore Options with Flexibility and Respect**
4. **Manage the Impasse**
  - Help students move through the "groan zone"
5. **Build an Effective Agreement**
  - Ensure it is fair, realistic, balanced and responding to the needs of the conflict
6. **Implement, Assess and Offer Feedback**
  - Follow up!

There will always be conflict and as advisors it is part of our role to help manage and maintain the synergy of the group to ensure everyone can put forth their best effort.

### The Show Must Go On: Providing Continuity and Transition for Your Students

In this session, we discussed the importance of officer transition, the role of the advisor in transition, and the [CREW method](#) for officer transition. We heard from three current RSO advisors to gain insights about their experience advising and helping their students transition from and into officer roles. One major take away was that the number one role of the advisor is act as a sounding board for the organization and provide continuity.

We hope you enjoyed our Advisor Bootcamp recap and that you can join us next time!

## ORGANIZATION REGISTRATION SAVE THE DATE

Save the Date!!! [Organization Registration](#) opens on **April 1<sup>st</sup>, 2019** for Registered Student Organizations.

Organizations will need to complete an Orientation session, an online Risk Management course, the face to face Exploring Diversity session, and the Get Involved application.

**Dates for the 2019-2020 sessions will be available on the Center for Student Involvement website soon!**

## RSO RESOURCES—FRONTIER FIESTA

This month we are highlighting Frontier Fiesta as an opportunity for student organizations to volunteer and get involved!

★ FRONTIER ★

# FIESTA

2019

MARCH 21 – 23

STUDENT-LED ★ STUDENT-RUN

— EST. 1939 —

**Frontier Fiesta**

Frontier Fiesta is a student led spring festival that was established in 1940. It has since grown into a diverse showcase of the talents of the University of Houston's student body. Each year students from various student organizations volunteer and assist the Frontier Fiesta Association in transforming a piece of our campus into a fully functional town called "Fiesta City". This year's event will be held in the parking lots across from the Campus Recreation and Wellness Center from **March 21st – 23rd, 2019**. - [Frontier Fiesta Website](#)

**Participate**

Student organizations are invited to participate in different ways, including variety shows and carnival booths. Organizations interested in hosting a carnival booth have until **February 15th** to apply! Organizations can find out more about rules, fees, and funding opportunities, as well as the application [here](#).

**Volunteer**

If students are looking for a way to get involved with UH, give back to the community, and contribute to one of the university's oldest and proudest traditions then they can consider signing up to volunteer at this year's Frontier Fiesta! Volunteer opportunities are available for University staff members, students, and anyone in the community looking to help out at the event.

Feel free to reach out to the Fiesta Vice Chair at [ffvice@central.uh.edu](mailto:ffvice@central.uh.edu) for more information on volunteering.

**We hope to see you there!**

## RAN ROUNDTABLE—SPRING 2019

SPRING 2019

# RAN ROUNDTABLE

This semester at our RAN Roundtable, we will host a conversation around freedom of expression, university sponsorship, and balancing the role of supporting student organizations and maintaining your role as a professional staff member. We hope to provide an opportunity for advisors to connect with one another, provide feedback on specific needs and share best practices.

**Lunch will be provided!**

**March 6, 2019**  
12-1:30 PM

**Student Center South - Midtown Room**

Register for the RAN Roundtable [HERE!](#)

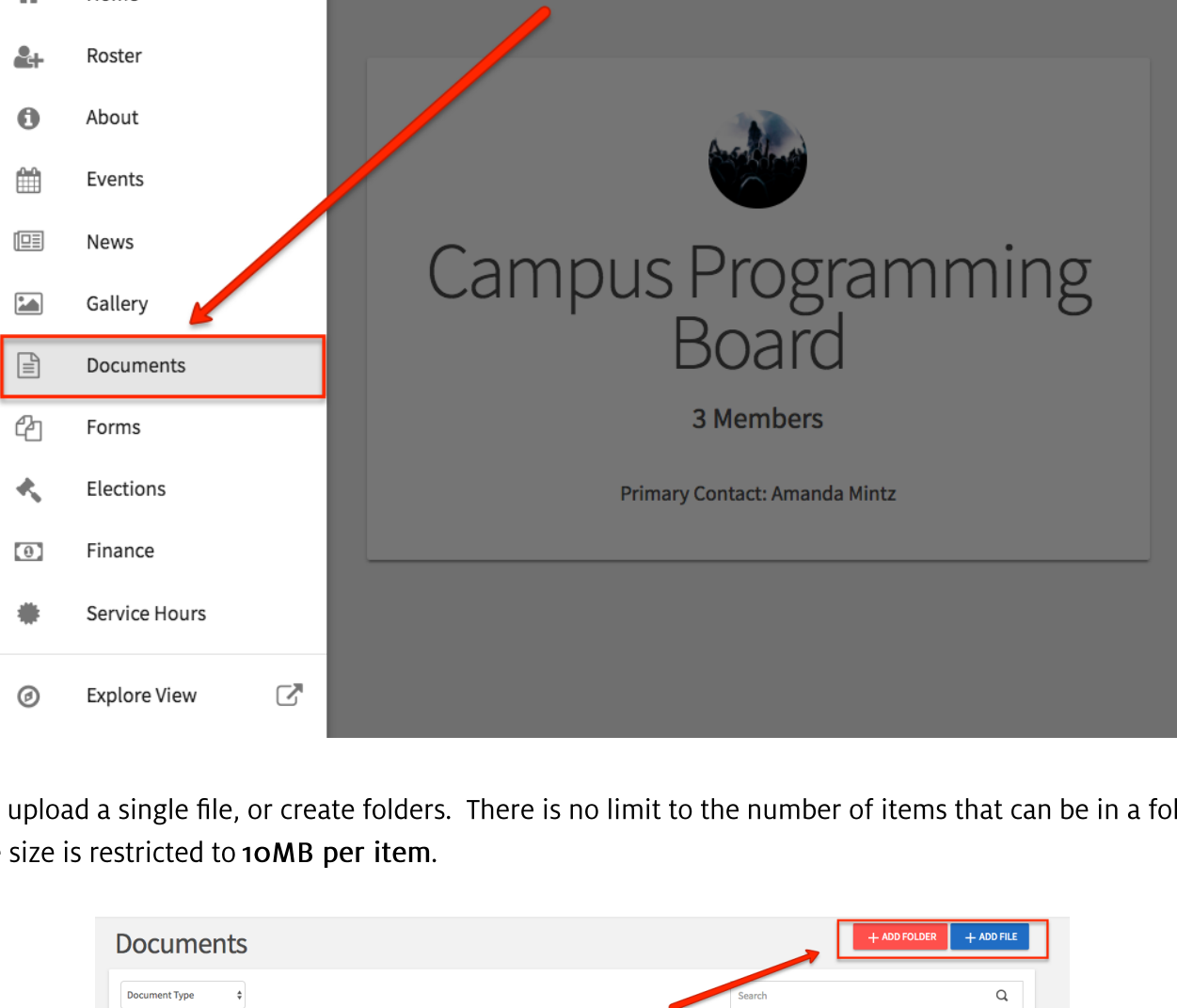
## GET INVOLVED: DOCUMENTS

The **Documents** feature within **Get Involved** allows students to store documents or important organizational files. These files can be shared publicly (such as constitutions, or paper applications) or can be shared with only certain members or Position holders within the organization.

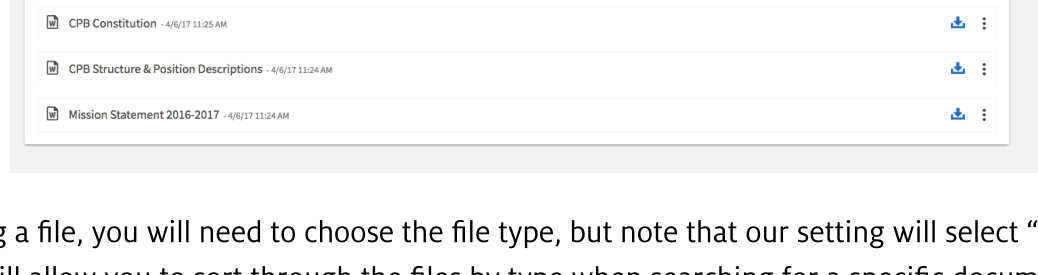
By using the Documents feature it can help streamline continuity of organization documents and help members.

### Uploading a Document

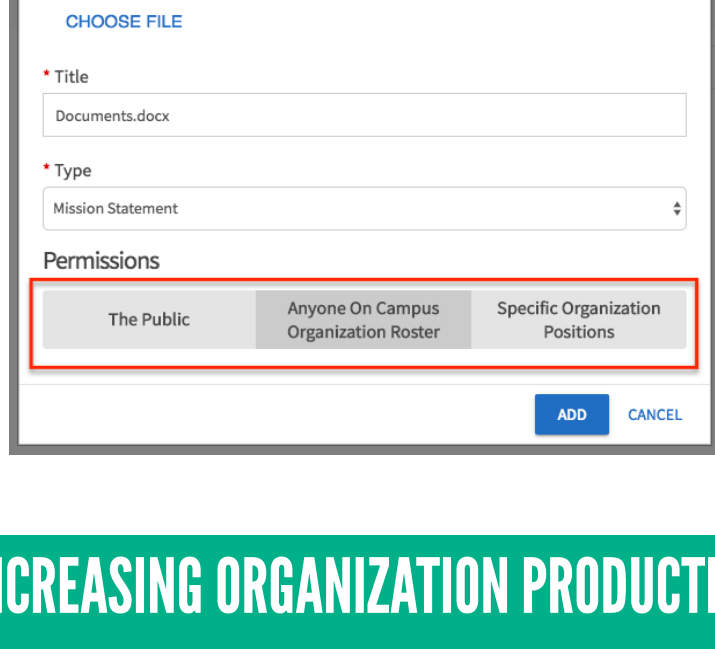
To upload a document, navigate to the Action Center of the organization, and select "Documents" from the list.



You can then upload a single file, or create folders. There is no limit to the number of items that can be in a folder. However, file size is restricted to **10MB per item**.



Once you are adding a file, you will need to choose the file type, but note that our setting will select "Default" initially. By choosing a type it will allow you to sort through the files by type when searching for a specific document. Finally, select the permission level you would like your document to have. Keep in mind that a folder will need to be visible to a user in order for that user to see the documents within it. For example, if a Folder is set to **Organization Roster** but a file within it is set to **Public**, that file would still only be viewable to users who are also able to view the folder. Click **Add** to upload your file.



*Adapted from Campus Labs Engage Support*

## ADVISORS CORNER: INCREASING ORGANIZATION PRODUCTIVITY

The semester is in full swing and hopefully your organizations are too! This month we'd like to feature:

### 20 Tips for Advisors to Increase Organizational Productivity

1. Know what the students expect of you as an Advisor.
2. Let the group and individual members know what you expect of them.
3. Express a sincere interest in the group and its mission. Stress the importance of each individual's contribution to the whole.
4. Assist the group in setting realistic, attainable goals. Ensure beginning success as much as possible, but allow the responsibility and implementation of events to lie primarily with the organization.
5. Have the goals or objectives of the group firmly in mind. Know the purposes of the group and know what things will need to be accomplished to meet the goals.
6. Assist the group in achieving its goals. Understand why people become involved. Learn strengths and emphasize them. Help the group learn through involvement by providing opportunities.
7. Know and understand the students with whom you are working. Different groups require different approaches.
8. Assist the group in determining the needs of the people the group is serving.
9. Express a sincere interest in each member. Encourage everyone to be responsible.
10. Assist the members in understanding the group's dynamics and human interaction. Recognize that at times the process is more important than the content.
11. Realize the importance of the peer group and its effect on each member's participation or lack thereof. Communicate that each individual's efforts are needed and appreciated.
12. Assist the group in developing a system by which they can evaluate their progress. Balance task orientation with social needs of members.
13. Use a reward system and recognition system for work well done.
14. Develop a style that balances active and passive group membership.
15. Be aware of the various roles that you will have: clarifier, consultant, counselor, educator, facilitator, friend, information source, mentor, and role model.
16. Do not allow yourself to be placed in the position of chairperson.
17. Be aware of institutional power structure—both formal and informal. Discuss institutional developments and policies with members.
18. Provide continuity for the group from semester to semester (not mandatory but encouraged).
19. Challenge the group to grow and develop. Encourage independent thinking and decision-making.
20. Be creative and innovative. Keep a sense of humor!

*(Adapted from M.J. Michael) Office of Student Leadership Development Programs at East Carolina University, as shown in ACPA Advisor Manual 6.2009*

Please feel free to reach out to us in the Center for Student Involvement for additional support and resources.

**Here's to a productive and successful semester!**

Welcome to the RSO Advisor Network (RAN) Newsletter!

Each month you will receive information about Registered Student Organization requirements, tips and tricks from the Center for Student Involvement, resources for your student organizations to use, as well as information to aid you in being a great advisor.

## IN THIS EDITION....FEBRUARY 2019

- ⇒ **Advisor Bootcamp Recap**
- ⇒ **Registration Save the Date**
- ⇒ **RSO Resources**
  - ◊ **Frontier Fiesta**
- ⇒ **RAN Roundtable**
- ⇒ **Get Involved Access**
  - ◊ **Documents**
- ⇒ **Advisor's Corner: Increasing Organizational Productivity**

## ADVISOR BOOTCAMP

This Spring we hosted our first ever, Advisor Bootcamp for Registered Student Organization advisors who were looking for a refresher or were new to advising. If you weren't able to make it we wanted to share a recap of the day and a few resources!

### Advising 101

In this session, we discussed advisors roles, [expectations](#), and university support. One major take away was how you can approach advising based on where your student group may be in terms of maturity.

Group Development Styles	Advisory Styles
<b>Infancy</b> Low levels of commitment programming skills, and responsibility for their actions	<b>Program Director</b> High concern for product, low concern for process
<b>Adolescence</b> Increasing programming skills, commitment, and responsibility	<b>Teacher/Director</b> High concern for product, high concern for process
<b>Young Adulthood</b> Competency in programming skills and an increase in commitment, a willingness to take responsibility for their own actions	<b>Advisor/Teacher</b> Low concern for product (students have taken this), High concern for process
<b>Maturity</b> High degree of competence. Strong commitment to the group and a willingness to take responsibility for actions	<b>Consultant</b> Low concern for product and process (students have taken both)

From the University of Alaska Anchorage Advisor Handbook

### Risky Business: Risk Management & Event Planning for Advisors

In this session, we discussed [risk management](#), important University documents for events ([Freedom of Expression](#), [University Sponsorship](#), [Indoor Social Event Policy](#), and [Alcohol Policy](#)), and funding opportunities for student organizations ([Activities Funding Board](#) & [Council for Cultural Activities](#)). We also provided an [event planning & marketing](#) checklist for use when helping students work through the event timeline.

### Can't We All Just Get Along?: Organizational Conflict & Conflict Resolution for Advisors

In this session, we discussed types of conflict and conflict management styles and the advisor's role in conflict management and resolution. We reviewed a [grid](#) for conflict management styles as well as the role advisors often play of serving as an impartial third party to help students work through conflict.

We went through a simple six step process to help students reach a resolution:

1. **Set a Meeting**
2. **Understand and Clarify Issues**
3. **Explore Options with Flexibility and Respect**
4. **Manage the Impasse**
  - Help students move through the "groan zone"
5. **Build an Effective Agreement**
  - Ensure it is fair, realistic, balanced and responding to the needs of the conflict
6. **Implement, Assess and Offer Feedback**
  - Follow up!

There will always be conflict and as advisors it is part of our role to help manage and maintain the synergy of the group to ensure everyone can put forth their best effort.

### The Show Must Go On: Providing Continuity and Transition for Your Students

In this session, we discussed the importance of officer transition, the role of the advisor in transition, and the [CREW method](#) for officer transition. We heard from three current RSO advisors to gain insights about their experience advising and helping their students transition from and into officer roles. One major take away was that the number one role of the advisor is act as a sounding board for the organization and provide continuity.

We hope you enjoyed our Advisor Bootcamp recap and that you can join us next time!

## ORGANIZATION REGISTRATION SAVE THE DATE

Save the Date

# Organization Registration

Registration opens April 1st

Orientation | Online Risk Management | Exploring Diversity | Get Involved Application

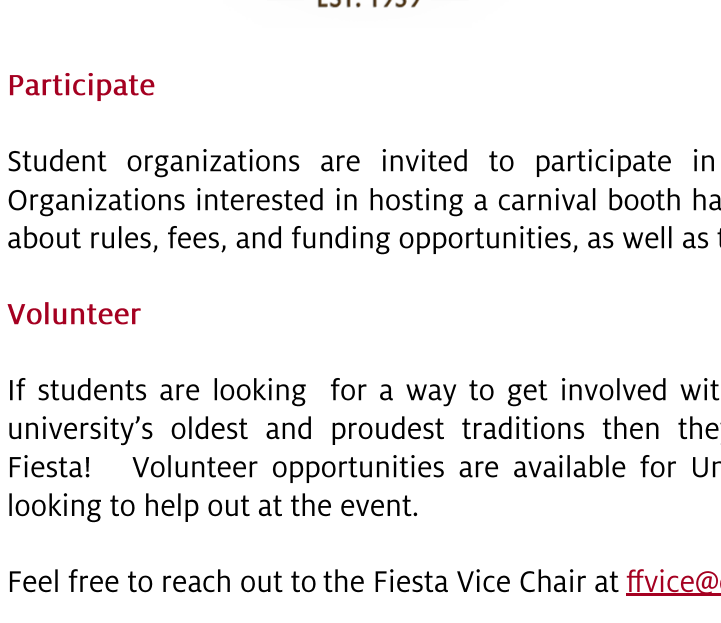
Save the Date!!! [Organization Registration](#) opens on **April 1<sup>st</sup>, 2019** for Registered Student Organizations.

Organizations will need to complete an Orientation session, an online Risk Management course, the face to face Exploring Diversity session, and the Get Involved application.

**Dates for the 2019-2020 sessions will be available on the Center for Student Involvement website soon!**

## RSO RESOURCES—FRONTIER FIESTA

This month we are highlighting Frontier Fiesta as an opportunity for student organizations to volunteer and get involved!



**Frontier Fiesta**

Frontier Fiesta is a student led spring festival that was established in 1940. It has since grown into a diverse showcase of the talents of the University of Houston's student body. Each year students from various student organizations volunteer and assist the Frontier Fiesta Association in transforming a piece of our campus into a fully functional town called "Fiesta City". This year's event will be held in the parking lots across from the Campus Recreation and Wellness Center from **March 21st – 23rd, 2019**. - [Frontier Fiesta Website](#)

### Participate

Student organizations are invited to participate in different ways, including variety shows and carnival booths. Organizations interested in hosting a carnival booth have until **February 15th** to apply! Organizations can find out more about rules, fees, and funding opportunities, as well as the application [here](#).

### Volunteer

If students are looking for a way to get involved with UH, give back to the community, and contribute to one of the university's oldest and proudest traditions then they can consider signing up to volunteer at this year's Frontier Fiesta! Volunteer opportunities are available for University staff members, students, and anyone in the community looking to help out at the event.

Feel free to reach out to the Fiesta Vice Chair at [ffvice@central.uh.edu](mailto:ffvice@central.uh.edu) for more information on volunteering.

We hope to see you there!

## RAN ROUNDTABLE—SPRING 2019

SPRING 2019

# RAN ROUNDTABLE

Lunch will be provided!

March 6, 2019  
12-1:30 PM

Student Center South - Midtown Room

This semester at our RAN Roundtable, we will host a conversation around freedom of expression, university sponsorship, and balancing the role of supporting student organizations and maintaining your role as a professional staff member. We hope to provide an opportunity for advisors to connect with one another, provide feedback on specific needs and share best practices.

Register for the RAN Roundtable [HERE!](#)

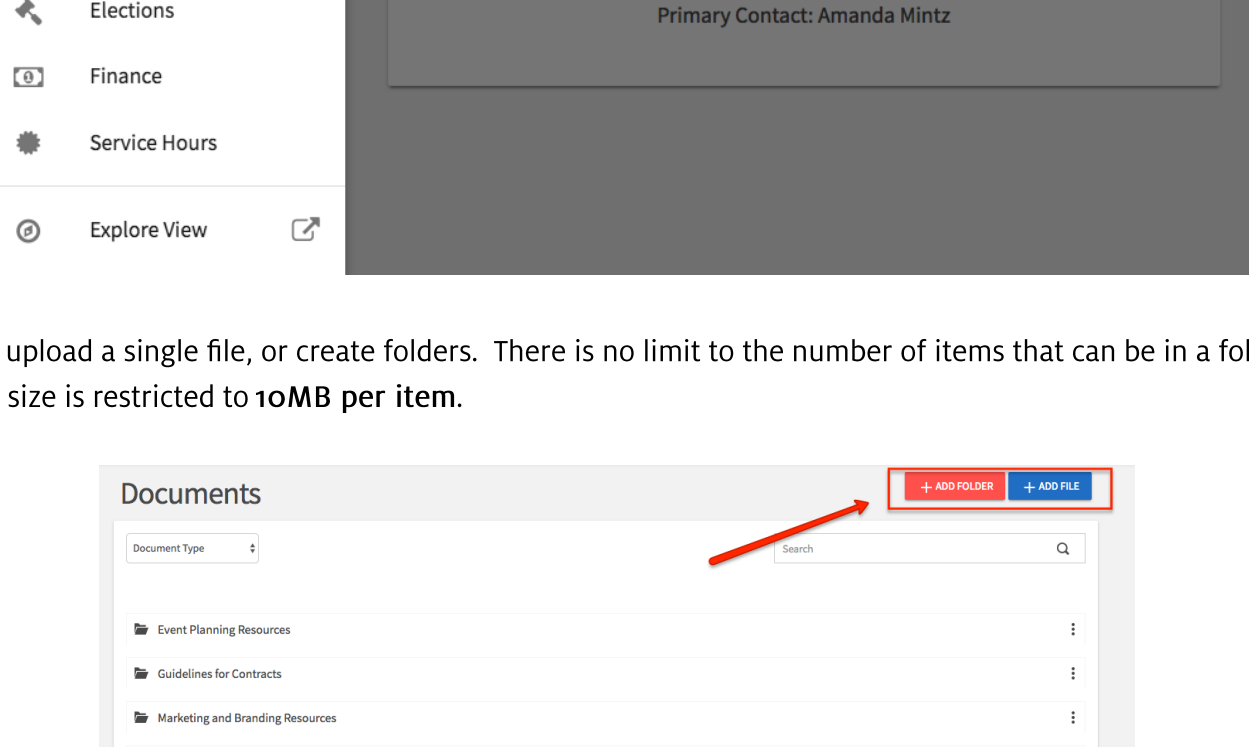
## GET INVOLVED: DOCUMENTS

The **Documents** feature within **Get Involved** allows students to store documents or important organizational files. These files can be shared publicly (such as constitutions, or paper applications) or can be shared with only certain members or Position holders within the organization.

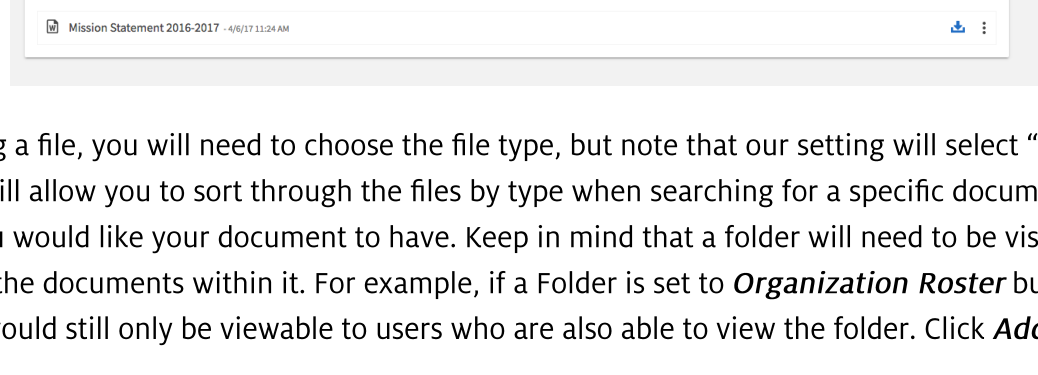
By using the Documents feature it can help streamline continuity of organization documents and help members.

### Uploading a Document

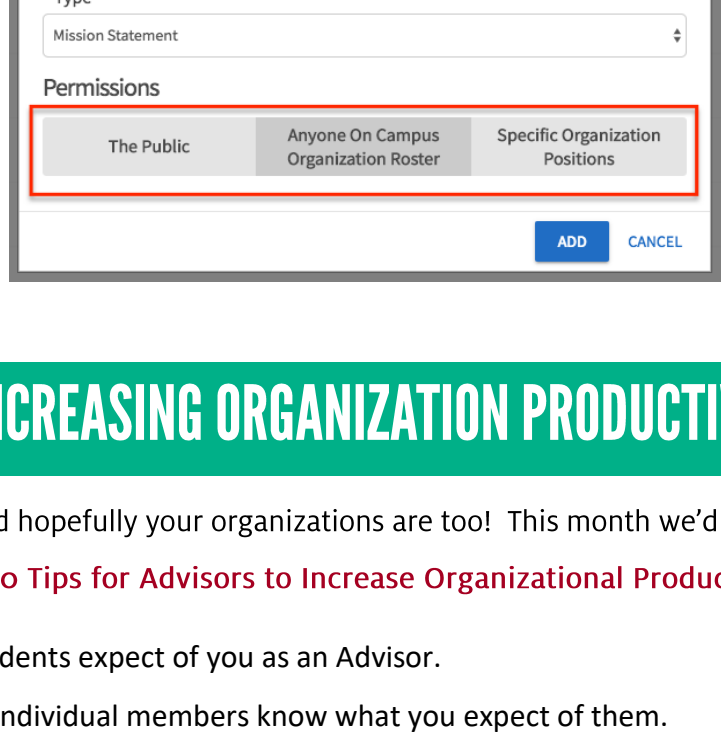
To upload a document, navigate to the Action Center of the organization, and select "Documents" from the list.



You can then upload a single file, or create folders. There is no limit to the number of items that can be in a folder. However, file size is restricted to **10MB per item**.



Once you are adding a file, you will need to choose the file type, but note that our setting will select "Default" initially. By choosing a type it will allow you to sort through the files by type when searching for a specific document. Finally, select the permission level you would like your document to have. Keep in mind that a folder will need to be visible to a user in order for that user to see the documents within it. For example, if a Folder is set to **Organization Roster** but a file within it is set to **Public**, that file would still only be viewable to users who are also able to view the folder. Click **Add** to upload your file.



Adapted from Campus Labs Engage Support

## ADVISORS CORNER: INCREASING ORGANIZATION PRODUCTIVITY

The semester is in full swing and hopefully your organizations are too! This month we'd like to feature:

### 20 Tips for Advisors to Increase Organizational Productivity

1. Know what the students expect of you as an Advisor.
2. Let the group and individual members know what you expect of them.
3. Express a sincere interest in the group and its mission. Stress the importance of each individual's contribution to the whole.
4. Assist the group in setting realistic, attainable goals. Ensure beginning success as much as possible, but allow the responsibility and implementation of events to lie primarily with the organization.
5. Have the goals or objectives of the group firmly in mind. Know the purposes of the group and know what things will need to be accomplished to meet the goals.
6. Assist the group in achieving its goals. Understand why people become involved. Learn strengths and emphasize them. Help the group learn through involvement by providing opportunities.
7. Know and understand the students with whom you are working. Different groups require different approaches.
8. Assist the group in determining the needs of the people the group is serving.
9. Express a sincere interest in each member. Encourage everyone to be responsible.
10. Assist the members in understanding the group's dynamics and human interaction. Recognize that at times the process is more important than the content.
11. Realize the importance of the peer group and its effect on each member's participation or lack thereof. Communicate that each individual's efforts are needed and appreciated.
12. Assist the group in developing a system by which they can evaluate their progress. Balance task orientation with social needs of members.
13. Use a reward system and recognition system for work well done.
14. Develop a style that balances active and passive group membership.
15. Be aware of the various roles that you will have: clarifier, consultant, counselor, educator, facilitator, friend, information source, mentor, and role model.
16. Do not allow yourself to be placed in the position of chairperson.
17. Be aware of institutional power structure—both formal and informal. Discuss institutional developments and policies with members.
18. Provide continuity for the group from semester to semester (not mandatory but encouraged).
19. Challenge the group to grow and develop. Encourage independent thinking and decision-making.
20. Be creative and innovative. Keep a sense of humor!

(Adapted from M.J. Michael) Office of Student Leadership Development Programs at East Carolina University, as shown in ACPA Advisor Manual 6.2009

Please feel free to reach out to us in the Center for Student Involvement for additional support and resources.

**Here's to a productive and successful semester!**